
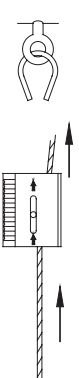


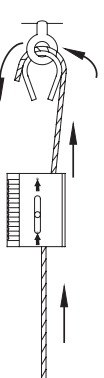
Kwik-LOCs can be used to suspend objects safely at angles up to 60 degrees from vertical. However, suspension at angles does reduce the safe working load per the table below.



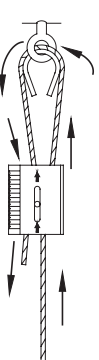
CABLE SIZE	VERTICAL	15°	30°	45°	60°
4.8mm (3/16")	290 kg	280 kg	250 kg	205 kg	145 kg
3.2mm (1/8")	43 kg	108 kg	97 kg	79 kg	55 kg
2.5mm (3/32")	68 kg	65 kg	58 kg	47 kg	34 kg
Load	100%	96%	86%	70%	50%



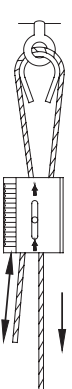
Pull Adjustment pin back and Pass WIRE through Kwik-Loc™



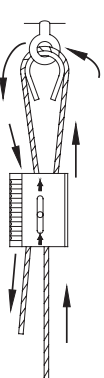
Loop WIRE through anchor



Pull Adjustment pin back and Pass WIRE back through Kwik-Loc™



Always Confirm engagement of Kwik-Loc™ on wire before applying load



To adjust, take the load off and pull the tail slightly to disengage teeth, then release using adjustment pin